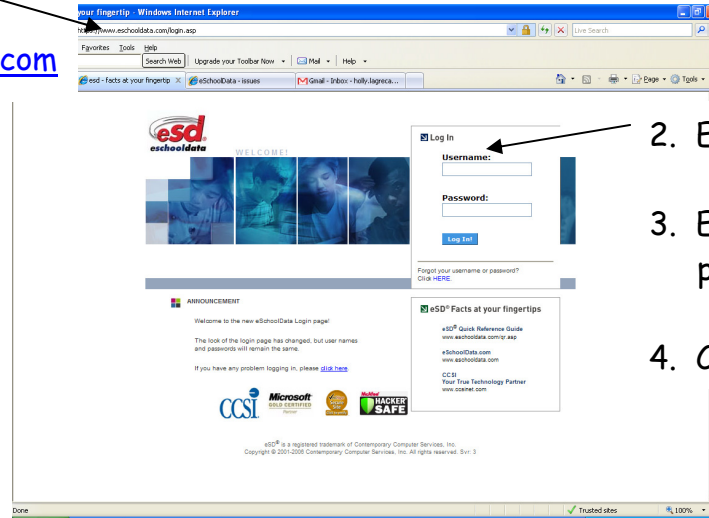


# Logging into eSchoolData for the First Time

1. Go to eSD website

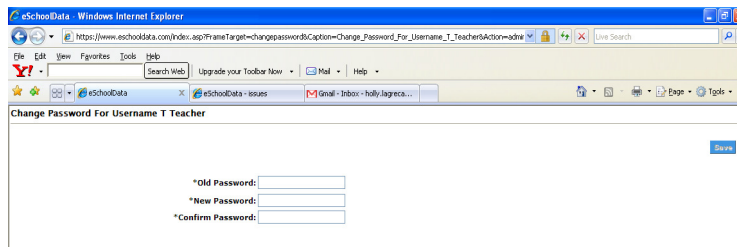
<https://www.eschooldata.com>



2. Enter your username

3. Enter your initial password (safe2pas)

4. Click Log In



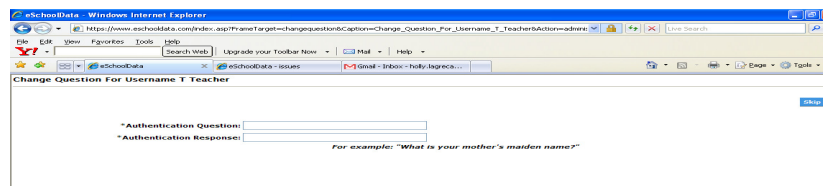
SAVE

5. Enter old password (safe2pas)

6. Enter your new password (write this down on you card and somewhere safe!)

7. Re-type your new password to confirm it.

8. Click SAVE.



SAVE

9. Create a question and answer to identify yourself. You may use the sample or create your own.

10. Click SAVE.

You are now ready to access your eSchoolData account. Please complete your username information on the card provided and hand it back to your trainer before you leave today. Keep another copy of your user information for yourself in a safe place.